

BI6204PG1F-SM-20KM

5-Port Gigabit Industrial PoE Switch

Datasheet

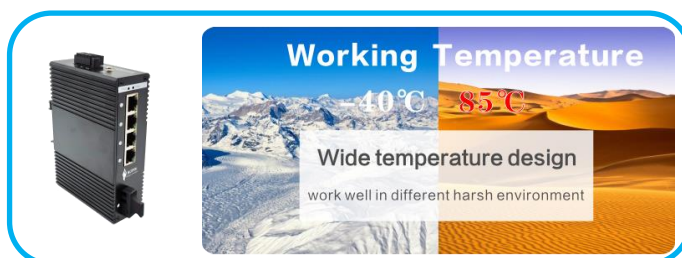


Key Features:

- Ports:** Provide 4*10/100/1000Mbps PoE ports with 1* 1.25Gbps SC
- PoE Standard:** IEEE802.3af/at Power over Ethernet (PoE) Compliant
- Self-adaption:** RJ45 port supports 10/100/1000Mbps Auto MDI/MDIX
- Industrial Installation:** Din Rail mounting installation
- Wide Application:** Designed for Railway, traffic etc some Industrial environment
- Surge protection:** Protect the device from lighting surges and others electrical hazards
- Working Temperature:** -40 to 85 degrees operating temperature
- Considerate Design:** IP40 Industrial enclosure
- Easy to use:** Plug and play, No configuration required

Environmentally Hardened Design

With the **IP40** metal industrial case which provides a high level of immunity against electromagnetic interference and heavy electrical surges, Being able to operate under the temperature range from **-40 to 85 degrees C**, the BI6204PG1F-SM-20KM can be placed in almost any difficult environment.



Dual Power input for High Availability Network

Featuring a strong dual power input system with wide-ranging voltages (44V~54V DC) incorporated into customer's automation network to enhance system reliability and uptime which make the installation more flexible and convenient.

Surge Protection Design

provides contact discharge of $\pm 8\text{KV}$ DC and air discharge of $\pm 15\text{KV}$ DC for Ethernet ESD protection. It also supports $\pm 6\text{KV}$ surge immunity to improve product stability and protects users' networks from devastating ESD attacks, making sure the flow of operation does not fluctuate.



Gigabit SC Uplink Port

With one SC module available, the SC port is ideal for connecting the switch to the network's backbone, providing more than enough bandwidth and stability for ultra high speed data transferring,



BI6204PG1F-SM-20KM

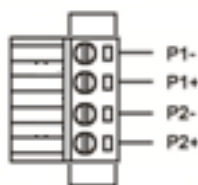
4-Port 10/100/1000Mbps Industrial PoE Switch with 1 Gigabit SC

Technical Datasheet

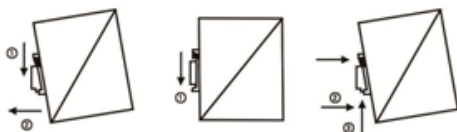
Model	BI6204PG1F-SM-20KM		
Hardware Specifications			
ports	4* 10/100/1000BASE-T RJ45 auto-MDI/MDI-X ports		
	1* 1.25Gbps SC Port single mode ,dual fiber ,20Km		
Connector	Removable 4-pin terminal block		
	Pin 1/2 for Power 1; Pin 3/4 for Power 2		
LED Display	Power Indicator: PWR(green).Network Indicator: Link(yellow) Fiber: Green		
Power requirements	44~54V DC		
Power Consumption	Less than 3 Watts		
Switch Performance	Backplane bandwidth		20Gbps
	Packet forwarding rate		4.5Mpps
	MAC address		8k
	Flow control	Back pressure for half duple. IEEE 802.3x pause frame for full duplex	
Enclosure	IP40 Metal case		
ESD Protection	6KV ESD		
Dimension(W x D x H)	38 x 95 x 135mm (1.5in x 3.74in x 4.65in)		
Weight	0.35Kg		
Power over Ethernet (PoE) Specifications			
Network standard	IEEE802.3i 10 BASE-T		
	IEEE802.3u 100 BASE-TX		
	IEEE802.3ab 1000BASE-T		
	IEEE802.3x Flow Control		
	IEEE802.3af Power over Ethernet		
	IEEE802.3at Power over Ethernet		
	IEEE802.3az EEE		
PoE Standard	IEEE 802.3af Power over Ethernet/PSE		
	IEEE 802.3at Power over Ethernet Plus/PSE		
PoE Supply Type	1/2(+), 3/6(-) End-span		
PoE Power Output	Per Port 52V DC, 300mA. max. 15.4 watts (IEEE 802.3af)		
	Per Port 52V DC, 600mA. max. 30 watts (IEEE 802.3at)		
Environment			
Environment specification	Operating temperature: -40℃~85℃ , operating humidity: 5%~95%		
	Storage temperature: -40℃~85℃ , storage humidity: 5%~95%		
Warranty	5 Years		

Installation Models

Power Terminal

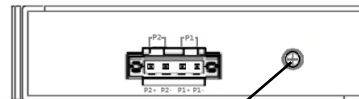


- ◆ 4-pin 3.81mm-spacing plug-in terminal
- ◆ 48V-54VDC wide voltage input
- ◆ P1&P2 dual power input
- ◆ Reverse protection



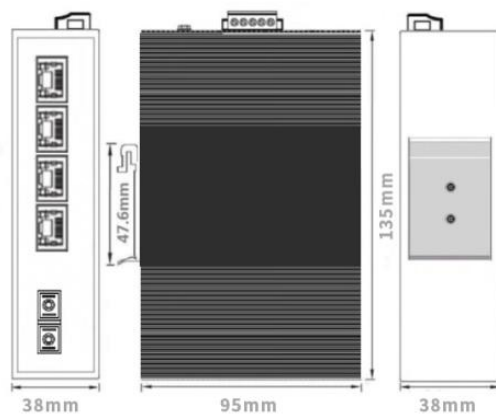
Din-Rail

Earth Protection

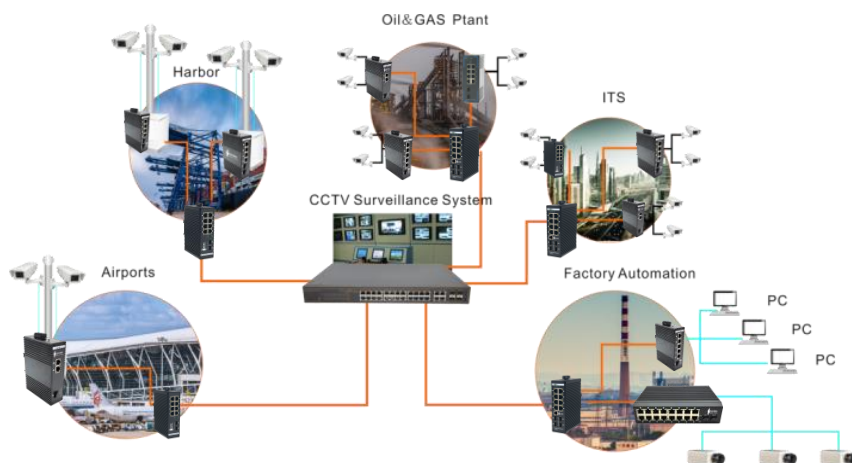


Ground screw

Mechanical Drawing



Applications



Ordering Information

BI6204PG1F-SM-20KM

4 Ports 10/100/1000Mbps Industrial Unmanaged PoE Switch With 1Gigabit SC,Din Rail



337 Forest Road
London, United Kingdom



+44 7859 571344



Info@bornelectronics.com



https://bornelectronics.com