

# BC2216PGM2F-200W

18port 10/100/1000M Managed PoE Switch

## Datasheet



### Key Features:

**Ports:** Provide 16\*10/100/1000Mbps PoE ports and 2 \*1.25Gbps SFP Uplink, 1 Console port

**PoE Standard:** IEEE802.3af/at Power over Ethernet (PoE) Compliant

**Total Power:** Total power budget of 200W and 30W for all single PoE ports

**Self-adaption:** RJ45 port supports 10/100/1000Mbps Auto MDI/MDIX

**Managed:** Support remote web managed, VLAN and storm control and IPV6 management etc.

**Wide Application:** Designed for Wifi AP and IP Security camera, VoIP etc

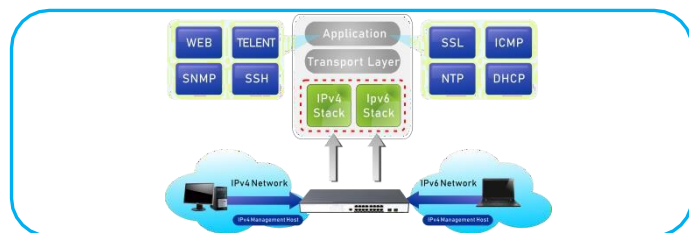
**Surge protection:** Protect the device from lightning surges and others electrical hazards

**Considerate Design:** Rack mount installation with fanless design

**Easy to use:** Plug and play, No configuration required

### Versatile PoE Port

Featuring 16\* 10/100/1000Mbps PoE ports which support IEEE802.3af/at standard and 2 Gigabit SFP ports. the PoE switch provides Maximun power budget of 200W and 30W for single PoE ports sepectively, allowing users to have several different Networking products configured




### Cost-effective IPv6 Managed Gigabit PoE Switch Solution

With layer 2+ managed Gigabit PoE Switch, It provides IPv6/IPv4 management and built-in L2/L4 Gigabit Switching engine, and supports high-speed transmission of surveillance images and videos.

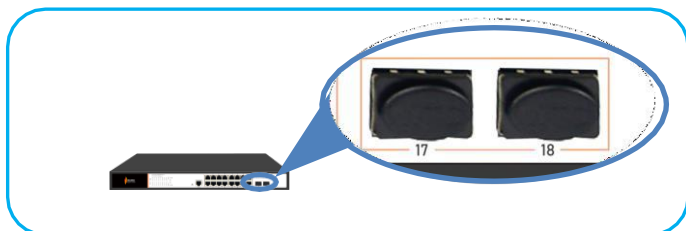
### Surge Protection Design

Reaching 6KV surge protection, the PoE ports owns the capacity to keep the PoE Switch from lightning strikes and other electrical surges, offering more reliable performance even in some harsh environments.



### 2 Gigabit SFP Uplink Port

With 2 SFP module slot available, the SFP uplink port is ideal for connecting the switch to the network's backbone, providing more than enough bandwidth and stability for ultra high speed data transferring. Besides, the SFP can transmit the data with Max 100Km distance with more economic solution.



# BC2216PGM2F-200W

16-Port 10/100/1000Mbps Managed PoE Switch with 2 Gigabit SFP Uplink

## Technical Datasheet

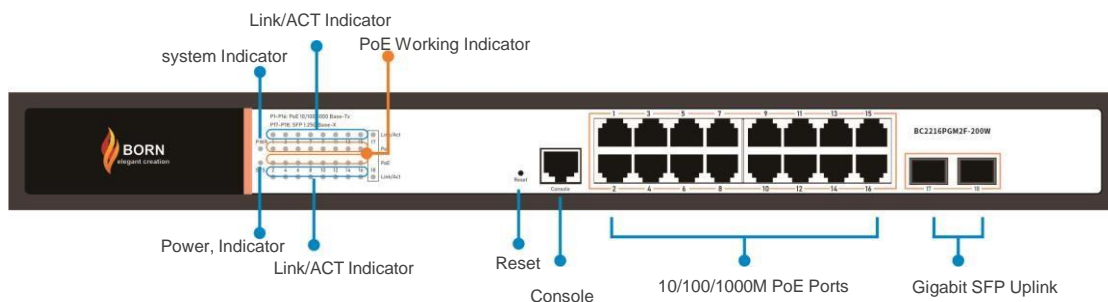
Model	BC2216PGM2F-200W	
Hardware Specifications		
Connector	16*10/100/1000BASE-T RJ45 auto MDI/MDIX ports	
	2*1000 Base-X SFP Slots      1 Console port	
PoE Port	16*10/100/1000Mbps POE PSE port	
SFP	Singe fiber/Dual fiber supported. Distance vary the module	
Thermal Fan	Fanless Design	
LED indicators	Power Indicator: PWR(green).	
	Network Indicator: Link(yellow)	
	PoE Working Indicator: PoE(green)	
Switch Architecture	Store and Forward	
Transmission model	IEEE802.3X full-duplex and Backpressure half-duplex	
Switch Performance	Backplane bandwidth	56Gbps
	Packet forwarding rate	27Mpps
	MAC address	8k
Power requirement	AC100-240V 50/60Hz	
ESD Protection	6KV ESD	
Dimension(WxDxH)	440mm x 190mm x 44.5mm(17.32in x 7.48in x 1.75in)	
Weight	<3kg	
Power over Ethernet (PoE) Specifications		
Network standard	IEEE802.3i 10 BASE-T	
	IEEE802.3u 100 BASE-TX	
	IEEE802.3ab 1000BASE-T	
	IEEE802.3x Flow Control	
	IEEE802.3af Power over Ethernet	
	IEEE802.3at Power over Ethernet	
	IEEE802.3az EEE	
PoE Standard	IEEE 802.3af Power over Ethernet/PSE	
	IEEE 802.3at Power over Ethernet Plus/PSE	
PoE Supply Type	1/2(+), 3/6(-) End-span	
PoE Power Output	Per Port 52V DC, 300mA. max. 15.4 watts (IEEE 802.3af)	
	Per Port 52V DC, 600mA. max. 30 watts (IEEE 802.3at)	
PoE Power budget	200W	
Layer 2 Functions		
Port Mirroring	TX / RX / both    Many-to-1 monitor	
Vlan	802.1Q tagged-based VLAN	
	Up to 256 VLAN groups, out of 4094 VLAN IDs	
	Voice VLAN;Protocol VLAN;Private VLAN (Protected port),GVRP	
Link Aggregation	IEEE 802.3ad LACP and static trunk	
	Supports 8 groups of 8-port trunk	
Spanning Tree Protocol	STP, IEEE 802.1D Spanning Tree Protocol	
	RSTP, IEEE 802.1w Rapid Spanning Tree Protocol	

	MSTP, IEEE 802.1s Multiple Spanning Tree Protocol
IGMP Snooping	IGMP (v2/v3) snooping IGMP querier Up to 256 multicast groups
MLD Snooping	MLD (v1/v2) snooping, up to 256 multicast groups
Access Control List	IPv4/IPv6 IP-based ACL / MAC-based ACL
PoE Management	Open or close port Standard POE scheduling management Power and current display Automatic restarting function of equipment dead machine Timing Support IP bindings restarting
QoS	8 mapping ID to 8 level priority queues --- Port number --- 802.1p priority --- 802.1Q VLAN tag --- DSCP field in IP packet Traffic classification based, strict priority and WRR
Security	IEEE 802.1X port-based authentication Built-in RADIUS client to co-operate with RADIUS server RADIUS / TACACS+ user access authentication IP-MAC port binding MAC filtering Static MAC address DHCP Snooping and DHCP Option82 STP BPDU guard, BPDU filtering and BPDU forwarding DoS attack prevention ARP inspection IP source guard
Management Function	
Basic Management Interfaces	Web browser / Telnet / SNMP v1, v2c, V3 Firmware upgrade by HTTP / TFTP protocol through Ethernet network Remote / Local Syslog, System log, LLDP protocol, SNTP
Secure Management Interfaces	SSH, SSL, SNMP
SNMP MIBs	RFC 1213 MIB-II RFC 1215 Generic Traps RFC 1493 Bridge MIB RFC 2674 Bridge MIB Extensions RFC 2737 Entity MIB (Version 2) RFC 2819 RMON (1, 2, 3, 9) RFC 2863 Interface Group MIB RFC 3635 Ethernet-like MIB
Environment	
Safety	FCC Part15 Class A, CE, RoHs
Environment specification	Operating temperature: -20℃~55℃, operating humidity: 5%~95% Storage temperature: -40℃~75℃, storage humidity: 5%~95%

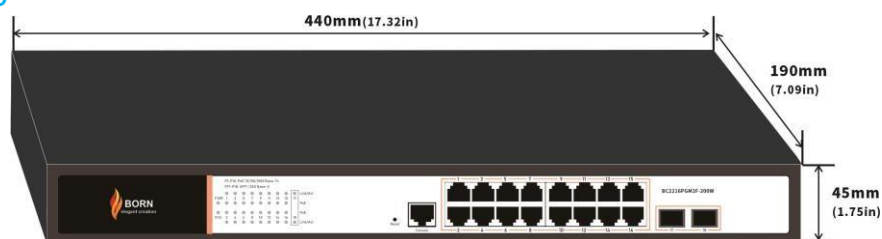
# BC2216PGM2F-200W

16-Port 10/100/1000Mbps Managed PoE Switch with 2 Gigabit SFP Uplink

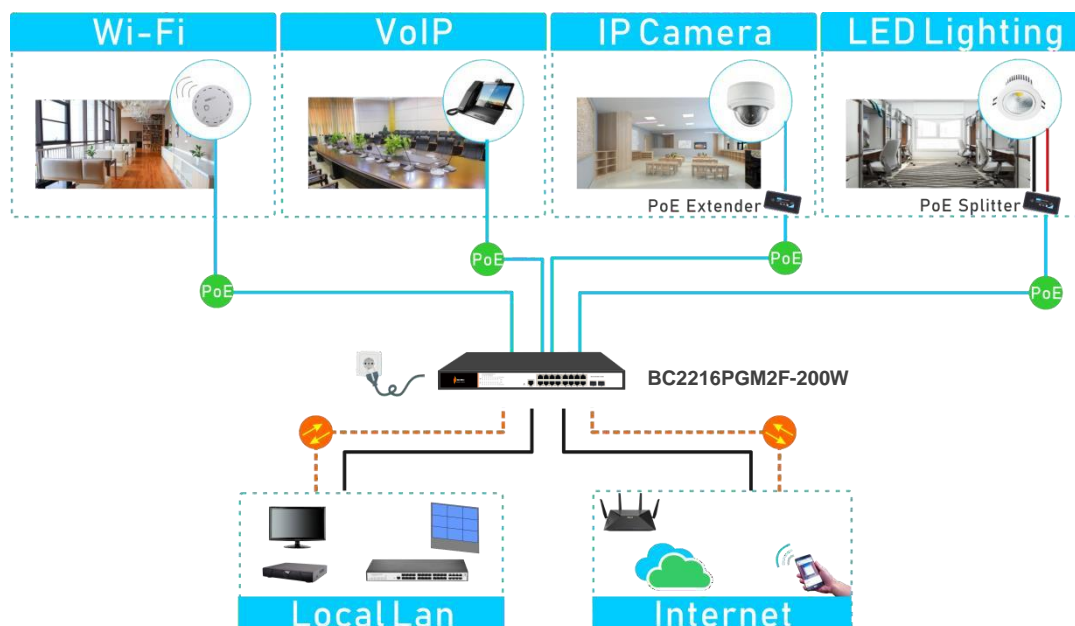
## Interfaces



## Structure Diagrams



## Applications



### Ordering Information

BC2216PGM2F-200W

16 Ports 10/100/1000Mbps managed PoE switch with 2 Gigabit SFP Uplink and 1 Console port, 6KV surge protection, IEEE802.3af/at



# 337 Forest Road  
London, United Kingdom



+44 7859 571344



Info@bornelectronics.com



https://bornelectronics.com